

DS-2CD2122FWD-I

2 MP Fixed Network Dome Camera



- 1/2.8" Progressive Scan CMOS
- Full 1080p @ 30 fps
- 2.8 mm/4 mm/6 mm Fixed Lens Options
- H.264+, H.264, MJPEG
- 120dB WDR
- BLC, 3D DNR, ROI
- Up to 100 ft (30 m) IR Range
- MicroSD Card Slot Supports 128 GB
- IP67, IK10 Protection
- 12 VDC and PoE (802.3af)

Hikvision's DS-2CD2122FWD-I Fixed Network Dome Camera provides important new technology for any security application. The 2.8 mm, 4 mm, and 6 mm lens options provide 114° to 55° viewing angles. The camera features an IR range of up to 100 ft (30 m) for optimal nighttime viewing, and offers IP67 water and IK10 ingress protection.









Available models:
DS-2CD2122FWD-I



Specifications

DS-2CD2122FWD-I	
Camera	
Image Sensor	1/2.8" progressive scan CMOS
Minimum Illumination	0.01lux @ (F1.2, AGC ON) , 0 lux with IR
Shutter Time	1/3 s to 1/100,000 s
Lens	2.8 mm, 4 mm, 6 mm @ F2.0; angle of view: 114° (2.8 mm), 88° (4 mm), 55° (6 mm)
Lens Mount	M12
Slow Shutter	Supported
Day & Night	IR cut filter with auto switch
Digital Noise Reduction	3D DNR
WDR	120dB
3-Axis Adjustment	Pan: 0° to 355°, tilt: 0° to 75°, rotate: 0° to 355°
Compression Standard	
Video Compression	H.264+ / H.264 / MJPEG
H.264 Type	Main profile
Video Bit Rate	32 Kbps to 16 Mbps
Dual Streams	Supported
Image	
Maximum Resolution	1920 × 1080
Maximum Frame Rate	Main stream:30 fps (1920 × 1080), 30 fps (1280 × 960), 30 fps (1280 × 720); sub stream: 30 fps (352 × 240),30 fps (640 × 360)
Image Setting	Rotate mode, saturation, brightness, contrast, sharpness adjustable by client software or web browser
BLC	Supported, zone configurable
ROI Codec	Supported
Network	
Network Storage	NAS (NFS,SMB/CIFS), ANR
Detection	Intrusion detection, line crossing detection, motion detection, dynamic analysis
Alarm Trigger	Tampering alarm, network disconnect, IP address conflict, storage exception
Protocols	TCP/IP, UDP, ICMP, HTTP, HTTPS, FTP, DHCP, DNS, DDNS, RTP, RTSP, RTCP, PPPoE, NTP, UPnP, SMTP, SNMP, IGMP, 802.1X, QoS, IPv6, Bonjour
General Function	One-key reset, anti-flicker, heartbeat, mirror, password protection, privacy mask, watermark, IP address filtering, anonymous access
Standard	ONVIF (PROFILE S, PROFILE G), ISAPI
Interface	
Communication Interface	1 RJ45 10M/100M Ethernet port
On-Board	Built-in microSD / SDHC / SDXC slot, up to 128 GB
Reset	Yes
General	
Operating Conditions	-22° F to 140° F (-30° C to 60° C); humidity: 95%
Power Supply	12 VDC ± 25%, PoE (802.3af)
Power Consumption	Maximum 5 W
Protection Level	IP67, IK10
Material	Metal
Dimensions	Φ4.4" × 3.2" (Φ111 × 82 mm)
Weight	1.1 lbs (0.5 kg)

Accessories

							
CPM + PC110 Ceiling Pendant Mount and 110 mm Pendant Cap	WML+ PC110 Wall Mount Long and 110 mm Pendant Cap	WMS+ PC110 Wall Mount Short and 110 mm Pendant Cap	AB110 Angled Base	CM Pole Mount Adaptor	PM Corner Mount Adaptor	CB110 Conduit Base	SRS Sun/Rain Shield for Outdoor Dome Camera

Dimensions

